


1 Signposting words

For Listening Section 4, you will hear a talk by a student or an expert on an academic subject. Speakers often use signposting words to move from one topic to another, or to help connect their ideas.

1.1  **31** Listen to six short extracts from different Listening Section 4 talks. Complete the extracts below.


- 1 OK, _____ the late 19th century, when a great deal of changes were taking place.
- 2 Now, _____, I wanted to give you some background information.
- 3 So, _____ some possible reasons for this.
- 4 _____, I'd like to talk about some future projects.
- 5 So, _____ did we reach?
- 6 I'll _____ what this machine can do.


1.2 Match the extracts 1–6 in 1.1 to uses A–C below.

- A to start off a topic
- B to change to a new topic
- C to finish off a topic

1.3 Here are some words you might hear in a talk. Match words 1–8 to their synonyms A–H.

- | | |
|-----------------|--------------|
| 1 results | A background |
| 2 definition | B benefits |
| 3 challenges | C solutions |
| 4 history | D findings |
| 5 advantages | E conclude |
| 6 disadvantages | F meaning |
| 7 answers | G drawbacks |
| 8 summarise | H problems |

 **Test Tip** A shift in topic often indicates that you should move on to the next question. Use signposting words (as well as headings) in the notes to help guide you through the topics and the questions.

 **Test Tip** Remember, you may hear synonyms of the words written on the question paper.



Answer Key

1 Signposting words

1.1

- 1 OK, **let's move on to** the late 19th century, when a great deal of changes were taking place.
- 2 Now, **first of all**, I wanted to give you some background information.
- 3 So, **let's have a look at** some possible reasons for this.
- 4 **And finally**, I'd like to talk about some future projects.
- 5 So, **what conclusions** did we reach?
- 6 I'll **begin by explaining** what this machine can do.

1.2

- 1 B 2 A 3 B 4 C 5 C 6 A

1.3

- | | | | |
|-----|-----|-----|-----|
| 1 D | 3 H | 5 B | 7 C |
| 2 F | 4 A | 6 G | 8 E |

